

Thank you for purchasing Vapioneer Ryzer 30 Kit.

This product is an Electronic Cigarette. Please read the following information before using.

ATTENTION:

1. This product contains nicotine which is a highly addictive and toxic substance.
2. This product is not intended for use by persons under age of 18.
3. This product is intended for use with various strengths of e liquid, if you come into direct contact with such liquid whilst using this product please wash your hands and forearms thoroughly.
4. Exposure to such liquid can be harmful if it gets into your eyes, in which case flush your eyes with water and seek medical attention. If swallowed, rinse out your mouth and seek immediate medical attention. When seeking medical advice, have the liquid product container or label at hand.
5. Do not use if pregnant or breast feeding.
6. Do not use if you have an unstable heart condition, severe hypertension or diabetes.
7. Do not drop, throw or mishandle this product.
8. In case of any problem on the product, do not disassemble the battery part by yourself or

DIY this device in any method. Please contact our verified distributors or retailers for repair or return services.

9. Please operate this product according to the following instructions, keep it away from excessive temperature or humid environment.
10. Keep the contents of this package out of reach of children, non smokers and animals.
11. For a brand new device or with a new coil, please wait for 2 minutes after filling liquid, making sure the cotton inside the coil is soaked completely to avoid burns when you vape.

PRODUCT SPECIFICATIONS:

Product Name: Ryzer 30

Material: Stainless Steel + Pyrex Glass

Atomizer Resistance: 0.6Ω

Tank Volume: 2ml

Battery Capacity: 1300mAh

Wattage: 30W

Unit Size: (H)125 x (φ)19 mm

Charging: Micro USB

Input: 5V

Output: 3.6V-4.2V

PRODUCT STRUCTURE:



PRODUCT FEATURE:

1. Portable design, easy carrying.
2. All in one atomizer design make it easy use.
3. Huge vapor, smooth.

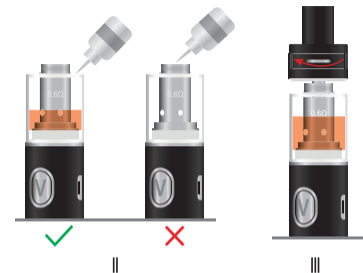
PACKAGE INCLUDES :

- 1 x Ryzer 30 Box Mod-1300mah
- 1 x Ryzer 30 Tank (0.6Ω Coil Pre-installed)
- 1 x Micro USB Cable
- 1 x Extra coil
- 1 x Extra Tube
- 1 x Manual

DEVICE OPERATION GUIDE

• How To Fill E-liquid

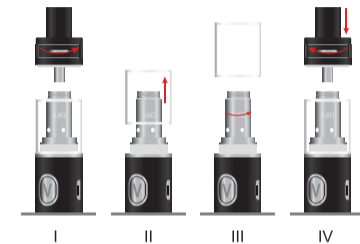
- Step I: Unscrew the top cap together with the drip tip.
- Step II: Fill e-liquid along the glass tube, do not fill into the middle hole of the coil.
- Step III: Screw the top cap back.



Attention:

1. This unit is an All IN ONE design, please do not try to unscrew the whole atomizer, it is fixed.
2. Please keep the tank standing for two minutes after filling e-liquid, make sure the cotton inside the coil is soaked completely to avoid burning of the coil.
3. Please make sure that there is enough e-liquid in the tank before vape to avoid coil burning.
4. When filling only use a bottle that has a nozzle that can fit inside the opening of the tank which is 13 millimetres wide.

• How To Replace Coil



- Step I: Unscrew the top cap together with the drip tip.
- Step II: Take out the glass tube.
- Step III: Unscrew the coil and replace a new one.
- Step IV: Put the glass tube back, screw the top cap.



• How To Vape



Picture A

Picture B

- Turn On/Off

Press the power button(See Picture A) 5 times in 2 seconds to turn on/off the device, the white LED light around the button will flash 3 times.

- Vape

Press and hold the button can power-up the device, you can vape now.

- Over Time Protection

The device will stop automatically with button light flashing if continuous vaping for over 10 seconds. Release the button then press again, the device will work normally.

- Low Battery Indication

When the button light keeps flashing when you are vaping, it is indicating low battery power, you need to charge the device.

- Charge Battery

Use provided Micro UBS charging cable, plug to the port (See Picture B) of the device, connect another side to a wall charger head or lap top/PC. The button light will stay on in red when it's under charging, the light turns blue when charging finished.

This product is in compliance with the following:

- Electromagnetic Compatibility Directive 2014/30/EU
- Restriction of Hazardous Substances Directive 2011/65/EU
- The Tobacco Products Directive (2014/40/EU)

EEE Recycling:

This product should not be treated as household waste, instead it should be handed over to the applicable collection point for the recycling of electrical and electronic equipment.

Battery Recycling:

This products battery should not be treated as household waste, instead it should be handed over to the applicable used battery collection point for recycling.

Supplier: Vapioneer Europe LTD

Address: Yujen Park 91, Ap. 10 Sofia, Bulgaria, 1408

The Vapioneer Ryzer 30 is TPD compliant, any question about TPD, please contact:

Vaping Legal Ltd

Armstrong House. First Avenue.

DN9 3GA. United Kingdom.

jomo@TPDcompliance.eu

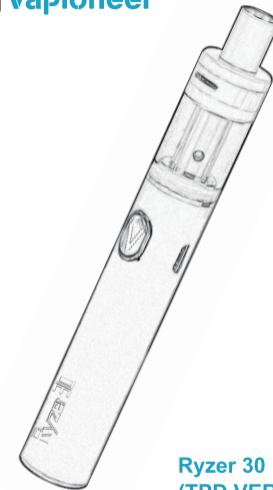


www.vapioneer.com

Made In China

Copyright © 2017 Vapioneer Europe LTD.

All rights reserved.



**Ryzer 30
(TPD VERSION)
User Manual**